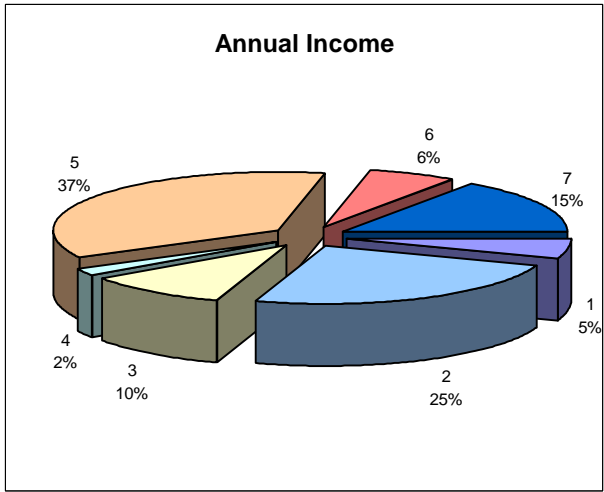
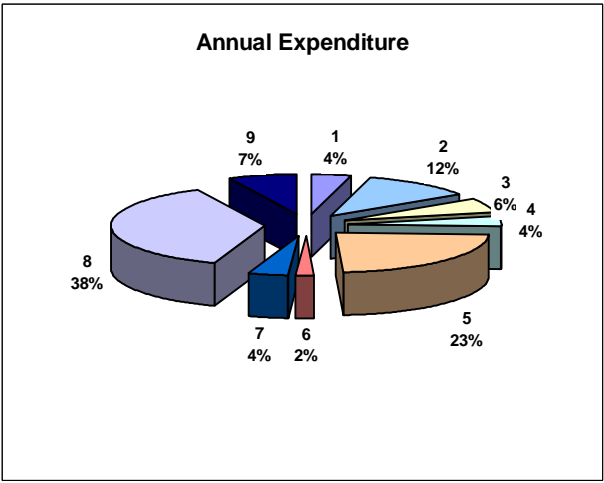


KAPINARA PRIMARY SCHOOL BUDGET AND ANNUAL ACCOUNTS FOR 2012

| Annual Income | | |
|---------------------------------------|------------------|------------------|
| | Budget | Actual |
| 1 Voluntary Contributions | \$20,100 | \$20,111 |
| 2 Charges and Fees | \$70,100 | \$90,718 |
| 3 P & C Donations | \$40,000 | \$38,197 |
| 4 School Fundraising and Donations | \$6,000 | \$6,721 |
| 5 State Government Grants | \$150,493 | \$132,952 |
| 6 IPS Transition Grant | \$0 | \$23,350 |
| 7 Regional Network Group Funds | \$0 | \$56,725 |
| 8 Miscellaneous | \$8,150 | \$23,604 |
| Total Income | \$294,843 | \$392,378 |
| Opening Balance | \$29,043 | \$29,043 |
| Total Funds Available | \$323,886 | \$421,421 |

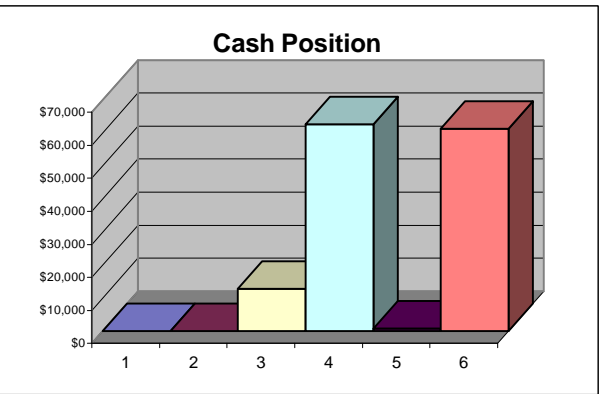


| Annual Expenditure | | |
|---------------------------------------|------------------|------------------|
| | Budget | Actual |
| 1 Administration | \$12,950 | \$15,179 |
| 2 Utilities | \$43,475 | \$41,635 |
| 3 Repairs and Maintenance | \$15,900 | \$21,013 |
| 4 Minor Works | \$10,000 | \$15,111 |
| 5 Assets and Resources | \$74,500 | \$84,382 |
| 6 Professional Development | \$5,000 | \$7,172 |
| 7 Regional Network Group Funds | \$0 | \$14,491 |
| 8 Education Programs | \$116,285 | \$134,953 |
| 9 Miscellaneous | \$45,776 | \$26,167 |
| Total Expenditure | \$323,886 | \$360,103 |
| Total Funds Carry Forward | \$0 | \$61,318 |



PLEASE NOTE: THE CARRY-FORWARD FUNDS INCLUDE BALANCE OF REGIONAL NETWORK FUNDS HELD BY KAPINARA PS

| Cash Position as at: December 31st 2012 | |
|--|------------------|
| Bank Balances | \$137,681 |
| Made up of: | |
| 1 Carry Over Grants (committed) | \$0 |
| 2 Deductible Gift Funds | \$0 |
| 3 Trust Funds - term deposit | \$12,856 |
| 4 Asset Replacement Reserves | \$62,620 |
| 5 Suspense Accounts | \$888 |
| 6 Uncommitted Funds | \$61,317 |
| Total Bank Balances | \$137,681 |



| Other financial information | | | |
|---|---------|---|---------|
| Voluntary contributions collection rate | 95.0% | Total creditors as at: December 18th 2012 | \$1,370 |
| Total bad debts written off for the year | \$2,837 | Total debtors as at: December 18th 2012 | \$2,536 |
| Total assets/resources written off for the year | \$5,750 | Total value of new leases for the year | \$0 |

NOTES
